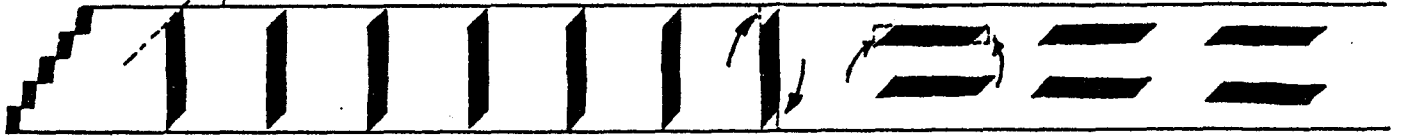


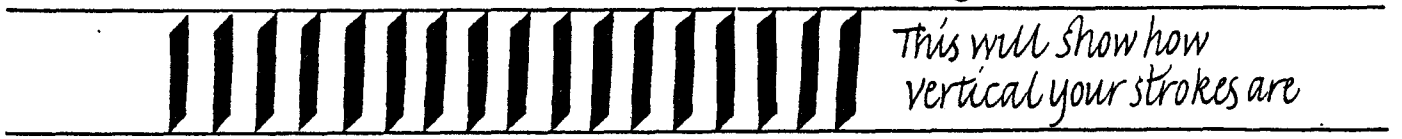
5 PEN WIDTHS

45° ANGLE

NOTE: This negative space is a perfect 45° triangle




Now try a row of them keeping the white space equal to the black.



This will show how vertical your strokes are

45° ANGLE

The edge of the pen - the full flat



Now try those diagonal strokes with a soft beginning & end



Start this stroke not quite to top line




Put them together you get o

End not quite to bottom line



If you keep a constant 45° your pen will make the thicks and thins



Note: the thins always come in the same place



If you keep a constant 45° horizontal & vertical strokes will be the same width